



## Mary Kay ClearProof Order of Application – Morning

- Satin Lips Scrub (Wed. & Weekend day)
- Clarifying Cleansing Gel
- Microdermabrasion Plus Set Step 2: Pore Minimizer
- Blemish Control Toner
- Pore-Purifying Serum
- Acne Treatment Gel (Twice a day to once a week. Listen to your body.)
- Oil-Free Moisturizer for Acne-Prone Skin
- Intense Moisturizing Cream or Oil-Free Hydrating Gel
- Volu-Fill Deep Wrinkle Filler
- Oil Mattifier
- Satin Lips Balm
- Indulge Soothing Eye Gel
- Firming Eye Cream
- Foundation Primer
- Foundation
- Perfecting Concealer
- Eye Primer and Lip Primer
- Powder
- Color Cosmetics




## Mary Kay ClearProof Order of Application – Morning

- Satin Lips Mask (Wed. & Weekend day)
- Clarifying Cleansing Gel
- Blemish Control Toner
- Microdermabrasion Plus Set Step 2: Pore Minimizer
- Pore-Purifying Serum
- Acne Treatment Gel
- Volu-Fill Deep Wrinkle Filler
- Oil-Free Moisturizer for Acne-Prone Skin
- Intense Moisturizing Cream or Oil-Free Hydrating Gel
- Oil Mattifier
- Satin Lips Balm
- Indulge Soothing Eye Gel
- Firming Eye Cream
- Foundation Primer
- Foundation
- Perfecting Concealer
- Eye Primer
- Powder
- Color Cosmetics




## Mary Kay ClearProof Order of Application – Morning

- Satin Lips Mask (Wed. & Weekend day)
- Clarifying Cleansing Gel
- Blemish Control Toner
- Microdermabrasion Plus Set Step 2: Pore Minimizer
- Pore-Purifying Serum
- Acne Treatment Gel
- Volu-Fill Deep Wrinkle Filler
- Oil-Free Moisturizer for Acne-Prone Skin
- Intense Moisturizing Cream or Oil-Free Hydrating Gel
- Oil Mattifier
- Satin Lips Balm
- Indulge Soothing Eye Gel
- Firming Eye Cream
- Foundation Primer
- Foundation
- Perfecting Concealer
- Eye Primer
- Powder
- Color Cosmetics




## Mary Kay ClearProof Order of Application – Morning

- Satin Lips Mask (Wed. & Weekend day)
- Clarifying Cleansing Gel
- Blemish Control Toner
- Microdermabrasion Plus Set Step 2: Pore Minimizer
- Pore-Purifying Serum
- Acne Treatment Gel
- Volu-Fill Deep Wrinkle Filler
- Oil-Free Moisturizer for Acne-Prone Skin
- Intense Moisturizing Cream or Oil-Free Hydrating Gel
- Oil Mattifier
- Satin Lips Balm
- Indulge Soothing Eye Gel
- Firming Eye Cream
- Foundation Primer
- Foundation
- Perfecting Concealer
- Eye Primer
- Powder
- Color Cosmetics



## Mary Kay Clearproof Order of Application – Evening

- \_\_\_ Oil-Free Eye Makeup Remover
- \_\_\_ Clarifying Cleansing Gel
- \_\_\_ Microdermabrasion Step 1: Refine (2 times a week; NOT with other masks)
- \_\_\_ Clear Proof® Deep-Cleansing Charcoal Mask (3 times a wk, NOT w other masks)
- \_\_\_ TW Repair® Revealing Radiance Facial Peel (2 times a wk, NOT w other masks)
- \_\_\_ Blemish Control Toner
- \_\_\_ Microdermabrasion Plus Set Step 2: Pore Minimizer
- \_\_\_ Pore Purifying Serum
- \_\_\_ Acne Treatment Gel
- \_\_\_ Tone Correcting Serum
- \_\_\_ Replenishing Serum +C MIXED with Vitamin C Activating Square
- \_\_\_ Volu-Fill Deep Wrinkle Filler
- \_\_\_ Oil-Free Moisturizer
- \_\_\_ Oil-Free Hydrating Gel
- \_\_\_ Indulge Soothing Eye Gel
- \_\_\_ TimeWise® Firming Eye Cream
- \_\_\_ Lash & Brow Building Serum
- \_\_\_ Satin Lips Balm



**IMPORTANT NOTES:** Use the Microdermabrasion Set only 2 – 3 times per week. If sensitive, do not use Acne Treatment Products on the days you use the Microdermabrasion Set or if open breakouts, avoid those areas with Microderm.

**Your FACE is your focal point FOREVER! How you care for it will show!**

## Mary Kay Clearproof Order of Application – Evening

- \_\_\_ Oil-Free Eye Makeup Remover
- \_\_\_ Clarifying Cleansing Gel
- \_\_\_ Microdermabrasion Step 1: Refine (2 times a week; NOT with other masks)
- \_\_\_ Clear Proof® Deep-Cleansing Charcoal Mask (3 times a wk, NOT w other masks)
- \_\_\_ TW Repair® Revealing Radiance Facial Peel (2 times a wk, NOT w other masks)
- \_\_\_ Blemish Control Toner
- \_\_\_ Microdermabrasion Plus Set Step 2: Pore Minimizer
- \_\_\_ Pore Purifying Serum
- \_\_\_ Acne Treatment Gel
- \_\_\_ Tone Correcting Serum
- \_\_\_ Replenishing Serum +C MIXED with Vitamin C Activating Square
- \_\_\_ Volu-Fill Deep Wrinkle Filler
- \_\_\_ Oil-Free Moisturizer
- \_\_\_ Oil-Free Hydrating Gel
- \_\_\_ Indulge Soothing Eye Gel
- \_\_\_ TimeWise® Firming Eye Cream
- \_\_\_ Lash & Brow Building Serum
- \_\_\_ Satin Lips Balm



**IMPORTANT NOTES:** Use the Microdermabrasion Set only 2 – 3 times per week. If sensitive, do not use Acne Treatment Products on the days you use the Microdermabrasion Set or if open breakouts, avoid those areas with Microderm.

**Your FACE is your focal point FOREVER! How you care for it will show!**

## Mary Kay Clearproof Order of Application – Evening

- \_\_\_ Oil-Free Eye Makeup Remover
- \_\_\_ Clarifying Cleansing Gel
- \_\_\_ Microdermabrasion Step 1: Refine (2 times a week; NOT with other masks)
- \_\_\_ Clear Proof® Deep-Cleansing Charcoal Mask (3 times a wk, NOT w other masks)
- \_\_\_ TW Repair® Revealing Radiance Facial Peel (2 times a wk, NOT w other masks)
- \_\_\_ Blemish Control Toner
- \_\_\_ Microdermabrasion Plus Set Step 2: Pore Minimizer
- \_\_\_ Pore Purifying Serum
- \_\_\_ Acne Treatment Gel
- \_\_\_ Tone Correcting Serum
- \_\_\_ Replenishing Serum +C MIXED with Vitamin C Activating Square
- \_\_\_ Volu-Fill Deep Wrinkle Filler
- \_\_\_ Oil-Free Moisturizer
- \_\_\_ Oil-Free Hydrating Gel
- \_\_\_ Indulge Soothing Eye Gel
- \_\_\_ TimeWise® Firming Eye Cream
- \_\_\_ Lash & Brow Building Serum
- \_\_\_ Satin Lips Balm




**IMPORTANT NOTES:** Use the Microdermabrasion Set only 2 – 3 times per week. If sensitive, do not use Acne Treatment Products on the days you use the Microdermabrasion Set or if open breakouts, avoid those areas with Microderm.

**Your FACE is your focal point FOREVER! How you care for it will show!**

## Mary Kay Clearproof Order of Application – Evening

- \_\_\_ Oil-Free Eye Makeup Remover
- \_\_\_ Clarifying Cleansing Gel
- \_\_\_ Microdermabrasion Step 1: Refine (2 times a week; NOT with other masks)
- \_\_\_ Clear Proof® Deep-Cleansing Charcoal Mask (3 times a wk, NOT w other masks)
- \_\_\_ TW Repair® Revealing Radiance Facial Peel (2 times a wk, NOT w other masks)
- \_\_\_ Blemish Control Toner
- \_\_\_ Microdermabrasion Plus Set Step 2: Pore Minimizer
- \_\_\_ Pore Purifying Serum
- \_\_\_ Acne Treatment Gel
- \_\_\_ Tone Correcting Serum
- \_\_\_ Replenishing Serum +C MIXED with Vitamin C Activating Square
- \_\_\_ Volu-Fill Deep Wrinkle Filler
- \_\_\_ Oil-Free Moisturizer
- \_\_\_ Oil-Free Hydrating Gel
- \_\_\_ Indulge Soothing Eye Gel
- \_\_\_ TimeWise® Firming Eye Cream
- \_\_\_ Lash & Brow Building Serum
- \_\_\_ Satin Lips Balm



**IMPORTANT NOTES:** Use the Microdermabrasion Set only 2 – 3 times per week. If sensitive, do not use Acne Treatment Products on the days you use the Microdermabrasion Set or if open breakouts, avoid those areas with Microderm.

**Your FACE is your focal point FOREVER! How you care for it will show!**